



# SB-52 Series

Patent No.: 0412264.6 / ZL 200430113085.1 / 29/221, 583

## PUSH SWITCH



SB-52A



SB-52A



SB-52N



SB-52N



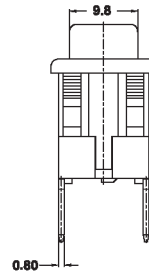
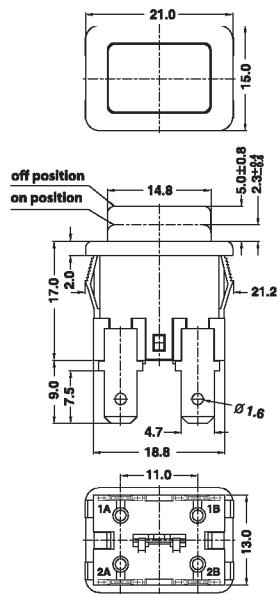
SB-52A

### Specification:

10(3)A	250VAC	T105	
10(6)A	250VAC	T105	5E4
16(6)A	250VAC	T105	

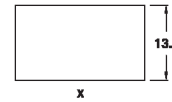


6A	250VAC	T105
12A	125VAC	T105
10A	250VAC	T105
16A	125VAC	T105
1/2HP	250VAC	T105
1/4HP	125VAC	T105



### Suggested panel hole size

Panel thickness	x
0.75-1.25	19.2
1.25-2.0	19.4
2.0-3.0	19.6



### SB-52

A		2		L		BK		BK		1		Q		0		Internal Use Only							
Function	No. of Poles	Current		Base Color		Knob Color		Knob Type		Terminal Type		Lamp Voltage											
A ON-OFF w/lock	1 Single	M	10(3)A 250VAC	BK	Black	BK	Black	1	Q	0	None	<table border="1"> <tr><td>0</td><td>None</td></tr> <tr><td>1</td><td>12V</td></tr> <tr><td>2</td><td>24V</td></tr> <tr><td>3</td><td>110V</td></tr> <tr><td>4</td><td>220V</td></tr> </table>		0	None	1	12V	2	24V	3	110V	4	220V
0	None																						
1	12V																						
2	24V																						
3	110V																						
4	220V																						
D (ON)-OFF	2 Double	M	12A 125VAC	WT	White	WT	White	3	T	1	12V												
N ON-OFF w/lamp		L	16(6)A 250VAC	GE	Grey	GE	Grey	6	Q1	2	24V												
		L	10(6)A 250VAC 5E4	RE	Red	RE	Red	Waterproof	T1	3	110V												
		L	16A 125VAC	GR	Green	GR	Green			4	220V												
		L	1/2HP 250VAC	BL	Blue	BL	Blue																
		L	1/4HP 125VAC	OR	Orange	OR	Orange																
		L		YE	Yellow	YE	Yellow																